



Heuliez Bus GX x27 - EN

On this document, you will find all the necessary information about this pack.

Introduction

Heuliez Bus GX 127/GX 127L

Heuliez Bus GX 327

Heuliez Bus GX 427

Repaints

Destination signs

Features - Heuliez Bus GX127 - GX127L

Front grill (2006/2012) - Function 1

Rear License Plate - Function 2

Right Rear Engine Grill - Function 3

Side Panoramic Windows - Function 4

Additional Lights - Function 5

Seats - Function 6

Nut Covers - Function 7

Features - Heuliez Bus GX327 - GX427

Front Grille (Euro 3) - Function 1

Front Grille - Function 1

Driver's Air Conditioning - Function 2

Forced Ventilation - Function 3

Full Air Conditioning - Function 4

Seats - Function 5

Nut Covers - Function 6

Front Hubcaps - Function 7

Rear Hubcaps / Wheel Covers (BHNS) - Function 8

Changelog

v1.01

v1.0

Credits

Introduction

Heuliez Bus GX 127/GX 127L

The Heuliez Bus GX 127 and GX 127L were presented in October 2005 at the TRANSPORT-EXPO exhibition in Toulouse. This GX 127 range replaces the GX 117 series.

The GX 127 midibuses are powered by an Iveco Tector engine compliant with the Euro 4 standard (Euro 5 or EEV available as an option). Two double-leaf doors allow access to the bus. The rear door can be equipped with a ramp. Inside, the GX 127L can be fitted with 2 spaces for passengers with reduced mobility (UFR).

In June 2010, the 3-door GX 127 was introduced. Only three units (2 short and 1 long) were produced. The GX 127 was also sold internationally under the Irisbus brand. Arriva operates 16 GX 127 buses in Dordrecht (NL). In Belgium, SWRT owns 8 units for the TEC network. GX 127 buses can also be found in Spain, Germany, Austria, Iceland, and Togo. This midibus was replaced in 2014 by the GX 137.

Technical specifications:

GX 127:

- Length: 9.42 m
- Width: 2.33 m
- Height: 2.885 m

GX 127L:

- Length: 10.645 m
- Width: 2.33 m
- Height: 2.885 m

Engine:

- Iveco Tector 6

Heuliez Bus GX 327

The Heuliez Bus GX 327, unveiled in June 2004 at the European Mobility Exhibition in Paris, is the successor to the GX 317 launched in 1994. The engine is offered in Euro 3 and Euro 4 versions, with the option to reach Euro 5 or EEV standards. A BHNS (Bus Rapid Transit) version of the GX 327 is available, featuring roof fairings. The Valence network was the first to receive such GX 327 buses (9 units delivered in May 2009).

The 1000th GX 327 was delivered to TRA in June 2009.

Technical specifications:

- Length: 12.04 m
- Width: 2.55 m
- Height: 2.88 m

Motors:

- Iveco Cursor 8

- Iveco Cursor 8 (CNG)
- Iveco Tector 6 (Hybrid)

Heuliez Bus GX 427

The Heuliez GX 427, unveiled in November 2007 during the Public Transport Meetings in Clermont-Ferrand, is an articulated bus. It completes the Access'bus range, which had been lacking such a model since the last deliveries of GX 417 CNG buses to Nancy in late 2000.

The first GX 427 was sold to the Montbéliard network. The company Lacroix (95) and then the TBC network in Bordeaux received the first series GX 427 buses. A BHNS (Bus Rapid Transit) version, with specific equipment, is also available. The La Rochelle network was the first to receive buses of this type. This bus was also available in a natural gas version (Iveco Cursor CNG engine). Only the Nantes network operated articulated GX 427 CNG buses (36 units delivered in 2009 and 2012).

Technical specifications:


- Length: 17.95 m
- Width: 2.55 m
- Height: 2.88 m

Motor:

- Iveco Cursor 8
- Iveco Cursor 8 (CNG)
- Iveco Tector 6 (Hybrid)

These vehicles include a sheet that systematically appears at the beginning of each shift to inform the driver about the options to activate. Additionally, this sheet also indicates the correct vehicle to use.

The vehicle to use and the options to activate have checkboxes marked accordingly.

 Note: Due to a limitation in Proton Bus Simulator regarding the number of modifiable textures with `skin`, it was not possible to add an extra texture for this sheet. You will need to systematically go to the repaint folder to access the correct options.

For example, for the GX 327 2-door BHNS version from TICE, you need to press circle number 4 and select the GX 327 BHNS.

Heuliez Bus GX 327 - 2 doors - Options

To get the right vehicle configuration, press the circles when the corresponding boxes are ticked, and select the right vehicle.

Afin d'avoir la bonne configuration du véhicule, appuyez sur les cercles lorsque les cases correspondantes sont cochées, et sélectionner le véhicule correspondant.

1 Front grill - Calandre avant	<input type="checkbox"/>	5 Seats - Sièges	<input type="checkbox"/>	GX 327 - Diesel Heuliez Bus GX 327 - 2 doors	<input type="checkbox"/>
2 Driver air conditioning - Climatisation conducteur	<input type="checkbox"/>	6 Nut covers - Caches écrous	<input type="checkbox"/>	GX 327 - Euro 3 Heuliez Bus GX 327 - 2 doors	<input type="checkbox"/>
3 Forced ventilation - Ventilation forcée	<input type="checkbox"/>	7 Front hubcaps - Enjoliveurs avant	<input type="checkbox"/>	GX 327 - Hybrid Heuliez Bus GX 327 - 2 doors	<input type="checkbox"/>
4 Full air conditioning - Climatisation complète	<input checked="" type="checkbox"/>	8 Rear wheel trims / Wheel covers (BHNS) - Enjoliveurs arrières / Caches roues (BHNS)	<input type="checkbox"/>	GX 327 - GNV Heuliez Bus GX 327 - 2 doors	<input type="checkbox"/>
				GX 327 - BHNS Heuliez Bus GX 327 - 2 doors	<input checked="" type="checkbox"/>


Select the vehicle corresponding to the repaint in the game menus.
Sélection du véhicule correspondant à la livrée dans les menus du jeu.

- You can access the options by pressing the wheel key on your mobile, then press the circle corresponding to the number.
Vous pouvez avoir accès aux options en appuyant sur la clé à molette sur mobile, puis appuyez sur le cercle correspondant au numéro.
- You can access the options by holding down ALT on PC, then pressing the circle corresponding to the number.
Vous pouvez avoir accès aux options en maintenant ALT sur PC, puis appuyez sur le cercle correspondant au numéro.



You can hide this sheet by pressing circle number 9 :

Vous pouvez cacher cette feuille en appuyant sur le cercle numéro 9 :



Options_373.png

As stated at the bottom of the document, it is possible to access the options and hide the sheet by holding the **ALT** key on the PC version of Proton Bus Simulator or by pressing the wrench icon on the mobile version. You can hide this sheet by pressing circle number **9**.



Join our Discord server : <https://discord.gg/9Y3Nnt4wX6>



Are you a designer? Looking for more content? Take a look at our community page: <https://community.agoprojects.fr/public/>

Repaints

The white textures and empty .txt files are available in the "Templates" folder present in each version. Additionally, for some templates, it is possible to modify elements by adding and editing the template with the files found in the `_Add_elements` folder.

It is strongly recommended for the creator to complete the "`Options_GXx27.png`" sheet so that the driver can select the appropriate options for the livery. Simply check the boxes corresponding to the options and vehicle to indicate the correct settings and vehicle to use.

Heuliez Bus GX 327 - 2 doors - Options



To get the right vehicle configuration, press the circles when the corresponding boxes are ticked, and select the right vehicle.

Afin d'avoir la bonne configuration du véhicule, appuyez sur les cercles lorsque les cases correspondantes sont cochées, et sélectionner le véhicule correspondant.


1 Front grill - <i>Calandre avant</i>	<input type="checkbox"/>	5 Seats - <i>Sièges</i>	<input type="checkbox"/>	GX 327 - Diesel Heuliez Bus GX 327 - 2 doors	<input type="checkbox"/>
2 Driver air conditioning - <i>Climatisation conducteur</i>	<input type="checkbox"/>	6 Nut covers - <i>Caches écrous</i>	<input type="checkbox"/>	GX 327 - Euro 3 Heuliez Bus GX 327 - 2 doors	<input type="checkbox"/>
3 Forced ventilation - <i>Ventilation forcée</i>	<input type="checkbox"/>	7 Front hubcaps - <i>Enjoliveurs avant</i>	<input type="checkbox"/>	GX 327 - Hybrid Heuliez Bus GX 327 - 2 doors	<input type="checkbox"/>
4 Full air conditioning - <i>Climatisation complète</i>	<input type="checkbox"/>	8 Rear wheel trims / Wheel covers (BHNS) - <i>Enjoliveurs arrières / Caches roues (BHNS)</i>	<input type="checkbox"/>	GX 327 - GNV Heuliez Bus GX 327 - 2 doors	<input type="checkbox"/>
				GX 327 - BHNS Heuliez Bus GX 327 - 2 doors	<input type="checkbox"/>

Select the vehicle corresponding to the repaint in the game menus.
Sélection du véhicule correspondant à la livree dans les menus du jeu.

- You can access the options by pressing the wheel key on your mobile, then press the circle corresponding to the number.
Vous pouvez avoir accès aux options en appuyant sur la clé à molette sur mobile, puis appuyez sur le cercle correspondant au numéro.
- You can access the options by holding down ALT on PC, then pressing the circle corresponding to the number.
Vous pouvez avoir accès aux options en maintenant ALT sur PC, puis appuyez sur le cercle correspondant au numéro.



You can hide this sheet by pressing circle number 9 :



Example sheet: `Options_GX327_2D.png`

This sheet is assigned to "skin009".

Destination signs

This vehicle uses a different system for the destination signs. The front, side, and rear destination signs all use the fixed sign system ([1.png](#) , [2.png](#) , [3.png](#) , and [capelinhaDigital.png](#)). However, the rear side destination sign on the Heuliez Bus GX 427 and the interior SIV panel are scrolling signs and therefore use the [Scrollpanel1.png](#) file.

Features - Heuliez Bus GX127 - GX127L

This vehicle contains several customization features.

By default: Button not activated

Activated: Button corresponding to the number activated

Front grill (2006/2012) - Function 1



By default



Activated

Rear License Plate - Function 2



By default



Activated

Right Rear Engine Grill - Function 3



By default



Activated

Side Panoramic Windows - Function 4



By default



Activated

Additional Lights - Function 5



By default




Activated

Seats - Function 6

The type of seat varies depending on the chosen version.

- Heuliez Bus GX 127 (Flip Doors): Volgelsitze Pino and Perseus
- Heuliez Bus GX 127 (Sliding Doors): Citipro
- Heuliez Bus GX 127L: Ideo and Perseus



By default



Activated

Nut Covers - Function 7



By default



Activated

Features - Heuliez Bus GX327 - GX427

This vehicle contains several customization features.


By default: Button not activated

Activated: Button corresponding to the number activated


Front Grille (Euro 3) - Function 1

Available for Heuliez Bus GX 327:

- GX 327 Euro 3
- GX 327 CNG - 2 doors



By default



Activated

Front Grille - Function 1

Available for Heuliez Bus GX 327:

- GX 327 Diesel - 2 doors
- GX 327 Diesel - 3 doors
- GX 327 BHNS
- GX 327 CNG - 3 doors
- GX 327 Hybrid - 3 doors
- GX 427 Diesel - 3 doors
- GX 427 Diesel - 4 doors
- GX 427 CNG - 3 doors
- GX 427 Hybrid - 3 doors
- GX 427 Hybrid - 4 doors
- GX 427 BHNS - 3 doors
- GX 427 BHNS - 4 doors



By default



Activated

Driver's Air Conditioning - Function 2

Available for Heuliez Bus GX 327:

- GX 327 Diesel - 2 doors
- GX 327 Diesel - 3 doors
- GX 327 Hybrid - 2 doors
- GX 327 Hybrid - 3 doors
- GX 327 BHNS - 2 doors
- GX 327 BHNS - 3 doors
- GX 427 Diesel - 3 doors
- GX 427 Diesel - 4 doors
- GX 427 CNG - 3 doors
- GX 427 Hybrid - 3 doors
- GX 427 Hybrid - 4 doors
- GX 427 BHNS - 3 doors
- GX 427 BHNS - 4 doors



By default



Activated

Forced Ventilation - Function 3

Available for Heuliez Bus GX 327:

- GX 327 Diesel - 2 doors
- GX 327 Diesel - 3 doors
- GX 327 Hybrid - 2 doors
- GX 427 Diesel - 3 doors
- GX 427 Diesel - 4 doors
- GX 427 CNG - 3 doors
- GX 427 Hybrid - 3 doors
- GX 427 Hybrid - 4 doors

- GX 427 BHNS - 3 doors



By default



Alternative version

Activated

Full Air Conditioning - Function 4

Available for Heuliez Bus GX 327:

- GX 327 Diesel - 2 doors
- GX 327 Diesel - 3 doors
- GX 327 Euro 3 - 2 doors
- GX 327 Euro 3 - 3 doors
- GX 327 CNG - 2 doors
- GX 327 CNG - 3 doors
- GX 327 Hybrid - 2 doors
- GX 327 Hybrid - 3 doors
- GX 327 BHNS - 2 doors
- GX 327 BHNS - 3 doors
- GX 427 Diesel - 3 doors
- GX 427 Diesel - 4 doors
- GX 427 CNG - 3 doors
- GX 427 Hybrid - 3 doors

- GX 427 BHNS - 3 doors
- GX 427 BHNS - 4 doors



By default




Activated

Seats - Function 5


The type of seat varies depending on the selected version.

Vehicle	Volgelsitze Pino 300	Ruspa Citipro	Compin B3000	Compin Fainsa Perseus	Kiel Ideo
GX 327 Diesel - 2 doors	✓	✓			
GX 327 Diesel - 3 doors	✓	✓			
GX 327 Euro 3 - 2 doors	✓		✓		
GX 327 Euro 3 - 3 doors	✓		✓		
GX 327 BHNS - 2 doors		✓			
GX 327 BHNS - 3 doors		✓			
GX 327 CNG - 2 doors	✓				
GX 327 CNG - 3 doors	✓		✓		
GX 327 Hybrid - 2 doors	✓				
GX 327 Hybrid - 3 doors		✓		✓	
GX 427 Diesel - 3 doors	✓	✓			

Vehicle	Volgelsitze Pino 300	Ruspa Citipro	Compin B3000	Compin Fainsa Perseus	Kiel Ideo
GX 427 Diesel - 4 doors	✓	✓			
GX 427 BHNS - 3 doors		✓			
GX 427 BHNS - 4 doors		✓			✓
GX 427 CNG - 3 doors			✓		
GX 427 Hybrid - 3 doors				✓	
GX 427 Hybrid - 4 doors			✓		



By default



Activated

Nut Covers - Function 6



By default

Activated

Front Hubcaps - Function 7



By default



BHNS version only

Activated

Rear Hubcaps / Wheel Covers (BHNS) - Function 8



Activated



BHNS version only

By default

Changelog

v1.01

- Correction of some repaints names

v1.0

- Initial release

Credits

- 3D Models - Vehicle, Monotel: Lenny_91
- 3D Models - Seats: Lenny_91, OMSI Modding
- 3D Model - Wheels: V3D
- 3D Models - Validators, Conduent: Showtc
- 3D Model - Actia: Nighthauler
- 3D Model - Mirrors: OMSI Modding
- Textures: Lenny_91, KRcd
- Gearboxes: Lenny_91
- Sounds: KRcd
- Repaints: Lenny_91, KRcd
- Beta testers: soby.tc, Theo_TC95

The content is licensed under the terms specified on the corresponding content page on the site agoprojects.fr.

| Ago'Projects - Heuliez Bus GX x27